Curs 2

2020/2021

Dispozitive şi circuite de microunde pentru radiocomunicații

Disciplina 2020/2021

- 2C/1L, **DCMR (CDM)**
- **Minim 7 prezente (curs+laborator)**
- Curs - **conf. Radu Damian**
  - Vineri 8-10, Online/Video, Microsoft Teams
  - E – **50%** din nota
  - **probleme** + (2p prez. curs) + (3 teste) + (bonus activitate)
    - primul test C2: 16.10.2020 (t2 si t3 neanuntate)
    - 3pz (C) ≈ +0.5p (**2p** max)
  - **toate materialele permise**

Disciplina 2020/2021

- 2C/1L, **DCMR (CDM)**
- Laborator – **conf. Radu Damian**
  - Luni 08-14 impar, Online, Microsoft Teams
  - L – **25%** din nota
    - ADS, 4 sedinte aplicatii
    - prezenta + rezultate personale
  - P – **25%** din nota
    - ADS, 3 sedinte aplicatii (-1? 21.12.2020)
    - tema personala

Documentatie

- http://rf-opto.etti.tuiasi.ro

Online

- acces la **examene** necesita **parola** primita prin email

Online

- acces email/parola

Scop curs 4

Sinapse
"inginerești"

Cuprins

- Linii de transmisie
- Adaptarea de impedanța
- Cuploare direcționale
- Divizoare de putere
- Amplificatoare de microunde
- Filtre de microunde
- Oscilatoare de microunde ?

Bibliografie

- http://rf-opto.etti.tuiasi.ro
- Irinel Casian-Botez: "Microunde vol. 1: Proiectarea de circuit", Ed. TEHNOPRES, 2008
- **David Pozar, Microwave Engineering, Wiley; 4th edition , 2011, ISBN : 978-1-118-29813-8 (E), ISBN : 978-0-470-63155-3 (P)**

Examen: Reprezentare logaritmică

$dB = 10 \cdot \log_{10} (P_2 / P_1)$

0 dB	= 1
+ 0.1 dB	= 1.023 (+2.3%)
+ 3 dB	= 2
+ 5 dB	= 3
+ 10 dB	= 10
-3 dB	= 0.5
-10 dB	= 0.1
-20 dB	= 0.01
-30 dB	= 0.001

$dBm = 10 \cdot \log_{10} (P / 1\ mW)$

0 dBm	= 1 mW
3 dBm	= 2 mW
5 dBm	= 3 mW
10 dBm	= 10 mW
20 dBm	= 100 mW
-3 dBm	= 0.5 mW
-10 dBm	= 100 μW
-30 dBm	= 1 μW
-60 dBm	= 1 nW

[dBm] + [dB] = [dBm]

[dBm/Hz] + [dB] = [dBm/Hz]

[x] + [dB] = [x]

Examen

- Operatii cu numere complexe!
- $z = a + j \cdot b$; $\mathbf{j^2 = -1}$

Plan complex

- abscisa – partea reala
- ordonata – partea imaginara
- oricare poate fi negativa, intregul plan, 4 cadrane

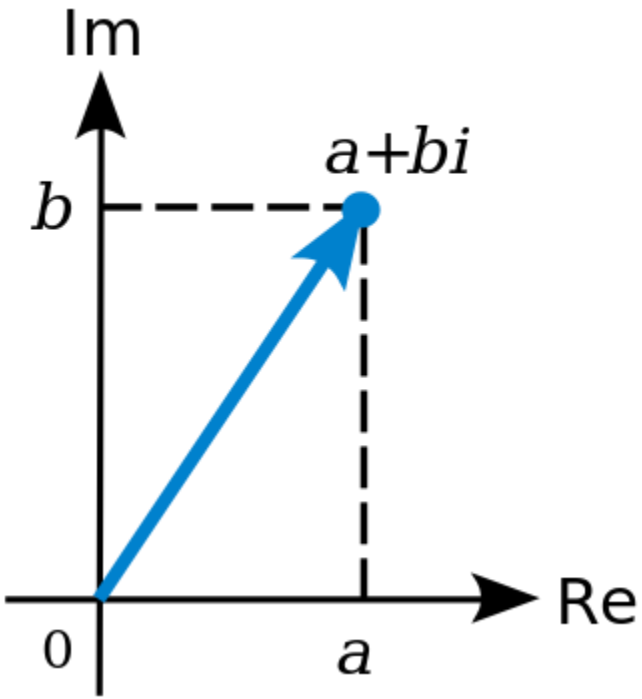

Reprezentare polara

- Formula lui Euler

$$e^{j\cdot x} = \cos x + j\cdot \sin x; \forall x \in R$$

- Reprezentare polara

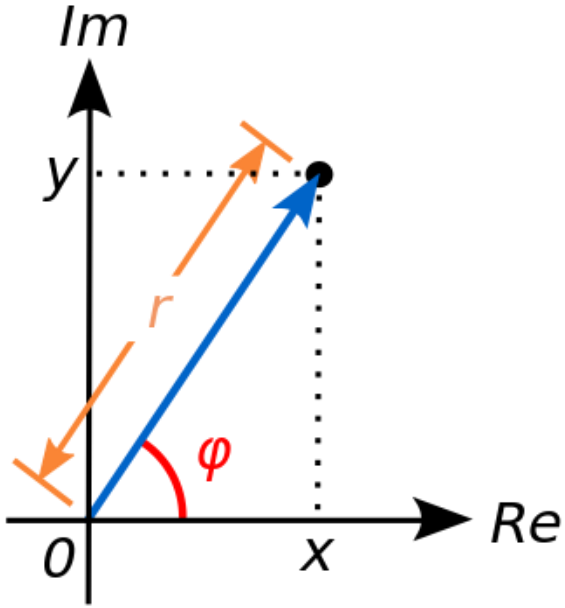

$$z = a + j\cdot b = |z|\cdot e^{j\cdot\varphi}$$

$$z = a + j\cdot b = |z|\cdot(\cos\varphi + j\cdot\sin\varphi)$$

$$z^n = \left(|z|\cdot e^{j\cdot\varphi}\right)^n = |z|^n\cdot e^{j\cdot n\cdot\varphi} = |z|^n\cdot\left[\cos(n\cdot\varphi) + j\cdot\sin(n\cdot\varphi)\right]$$

$$\sqrt{z} = \left(|z|\cdot e^{j\cdot\varphi}\right)^{1/2} = \sqrt{|z|}\cdot e^{j\cdot\frac{\varphi}{2}} = \sqrt{|z|}\cdot\left(\cos\frac{\varphi}{2} + j\cdot\sin\frac{\varphi}{2}\right)$$

$$z\cdot w = |z|\cdot e^{j\cdot\varphi}\cdot|w|\cdot e^{j\cdot\theta} = |z|\cdot|w|\cdot e^{j\cdot(\varphi+\theta)} = |z|\cdot|w|\cdot\left[\cos(\varphi+\theta) + j\cdot\sin(\varphi+\theta)\right]$$

$$z/w = \frac{|z|\cdot e^{j\cdot\varphi}}{|w|\cdot e^{j\cdot\theta}} = \frac{|z|}{|w|}\cdot e^{j\cdot\varphi}\cdot e^{-j\cdot\theta} = \frac{|z|}{|w|}\cdot e^{j\cdot(\varphi-\theta)} = \frac{|z|}{|w|}\cdot\left[\cos(\varphi-\theta) + j\cdot\sin(\varphi-\theta)\right]$$

Reprezentare polara

- Reprezentare polara

$$|z| = \sqrt{a^2 + b^2}$$

$$|z|^2 = z \cdot z^*$$

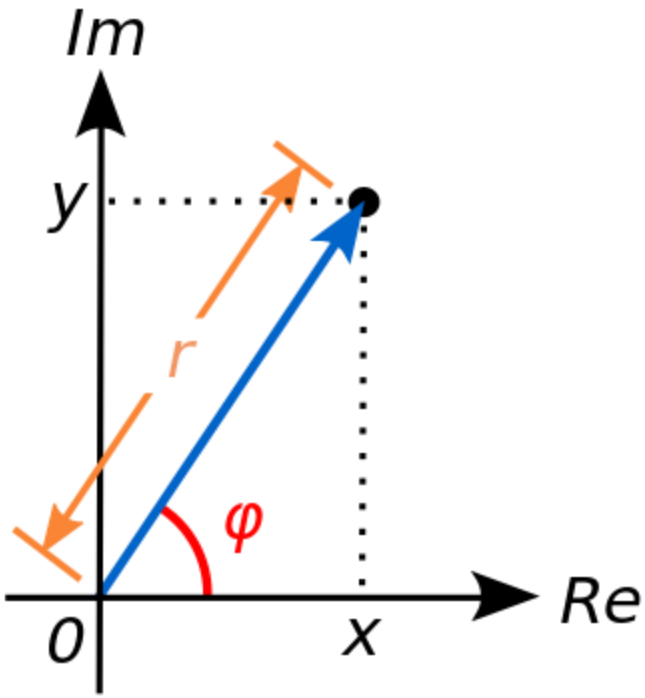

$$\left|e^{j\cdot x}\right| = \left|\cos x + j\cdot\sin x\right| = \sqrt{\cos^2 x + \sin^2 x} = 1$$

$$\left|e^{j\cdot x}\right| = 1; \quad \forall x \in R$$

$$z^* = \left(|z|\cdot e^{j\cdot\varphi}\right)^* = |z|\cdot\left(\cos\varphi + j\cdot\sin\varphi\right)^* = |z|\cdot\left(\cos\varphi - j\cdot\sin\varphi\right) =$$

$$= |z|\cdot\left[\cos(-\varphi) + j\cdot\sin(-\varphi)\right] = |z|\cdot e^{-j\cdot\varphi}$$

Reprezentare polara

- unitate de masura standard – radiani
- unitate de masura traditionala in microunde – **grade format zecimal** (55.89°)

$$\varphi = \arg(z) = \begin{cases} \arctan\left(\frac{b}{a}\right), & a > 0 \\ \arctan\left(\frac{b}{a}\right) + \pi, & a < 0, b \geq 0 \\ \arctan\left(\frac{b}{a}\right) - \pi, & a < 0, b < 0 \\ \frac{\pi}{2}, -\frac{\pi}{2}, nedefinit & a = 0 \end{cases}$$

$$\varphi[°] = 180° \cdot \frac{\varphi[rad]}{\pi} \qquad \varphi[rad] = \pi \cdot \frac{\varphi[°]}{180°}$$

Reprezentare polara

- **Atentie la reprezentarea unghiurilor!!**
  - programele matematice – lucreaza standard in radiani
    - e necesara o **conversie** inainte si una dupa aplicarea unei functii trigonometrice
  - calculatoarele (stiintifice) au posibilitatea (de obicei) de a stabili unitatea de masura pentru unghiuri
    - e necesara **verificarea** unitatii de masura curente

$$\varphi[°] = 180° \cdot \frac{\varphi[rad]}{\pi}$$

$$\varphi[rad] = \pi \cdot \frac{\varphi[°]}{180°}$$

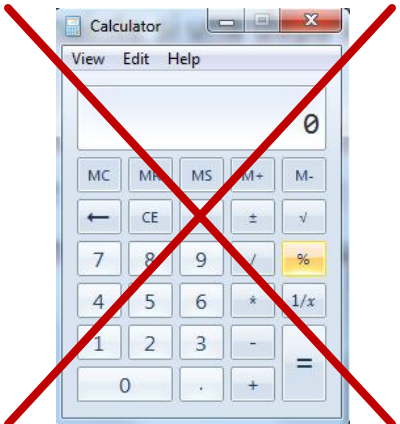

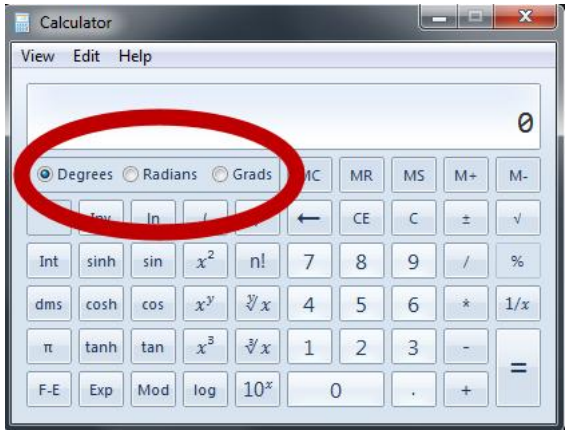

Introducere

Microunde

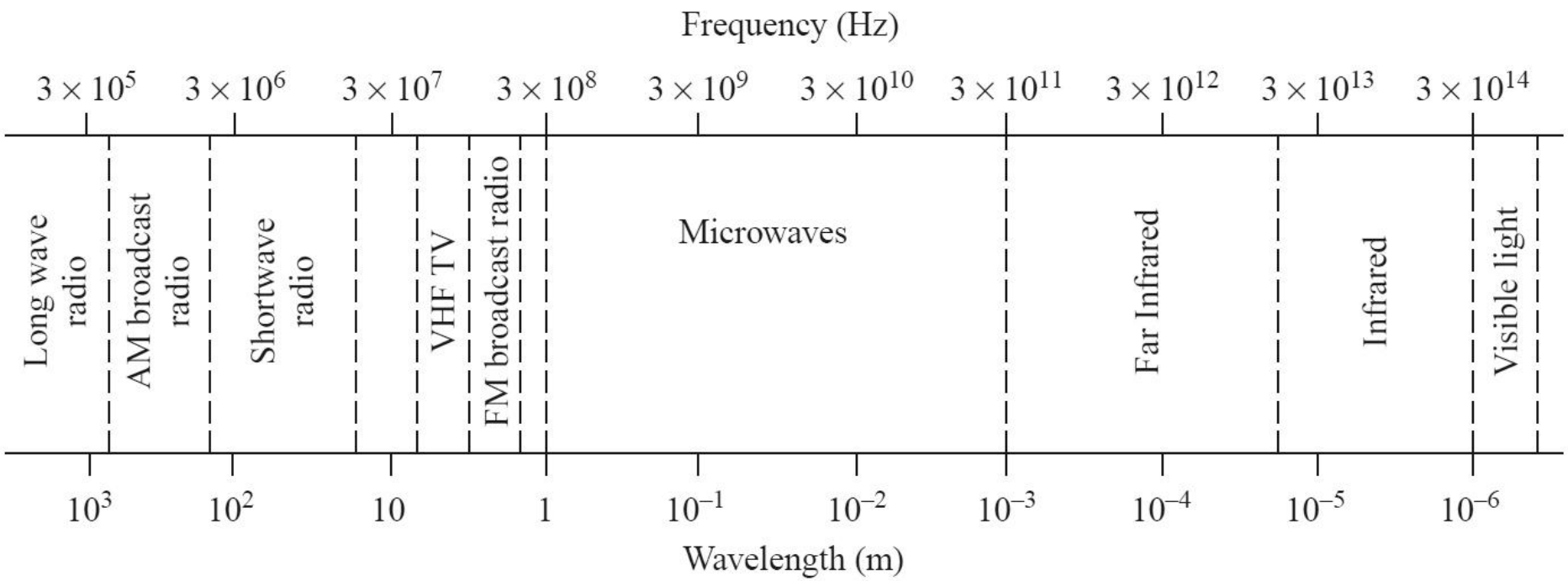

- tipic
  - f ≈ 1÷3GHz – 300GHz
  - λ ≈ 1mm – 10cm

Microunde

Typical Frequencies	
AM broadcast band	535–1605 kHz
Short wave radio band	3–30 MHz
FM broadcast band	88–108 MHz
VHF TV (2–4)	54–72 MHz
VHF TV (5–6)	76–88 MHz
UHF TV (7–13)	174–216 MHz
UHF TV (14–83)	470–890 MHz
US cellular telephone	824–849 MHz
	869–894 MHz
European GSM cellular	880–915 MHz
	925–960 MHz
GPS	1575.42 MHz
	1227.60 MHz
Microwave ovens	2.45 GHz
US DBS	11.7–12.5 GHz
US ISM bands	902–928 MHz
	2.400–2.484 GHz
	5.725–5.850 GHz
US UWB radio	3.1–10.6 GHz

Approximate Band Designations	
Medium frequency	300 kHz–3 MHz
High frequency (HF)	3 MHz–30 MHz
Very high frequency (VHF)	30 MHz–300 MHz
Ultra high frequency (UHF)	300 MHz–3 GHz
L band	1–2 GHz
S band	2–4 GHz
C band	4–8 GHz
X band	8–12 GHz
Ku band	12–18 GHz
K band	18–26 GHz
Ka band	26–40 GHz
U band	40–60 GHz
V band	50–75 GHz
E band	60–90 GHz
W band	75–110 GHz
F band	90–140 GHz

ELF, VLF

- Extremely low frequency, 3 - 30 Hz
- Very low frequency, 3 - 30 kHz

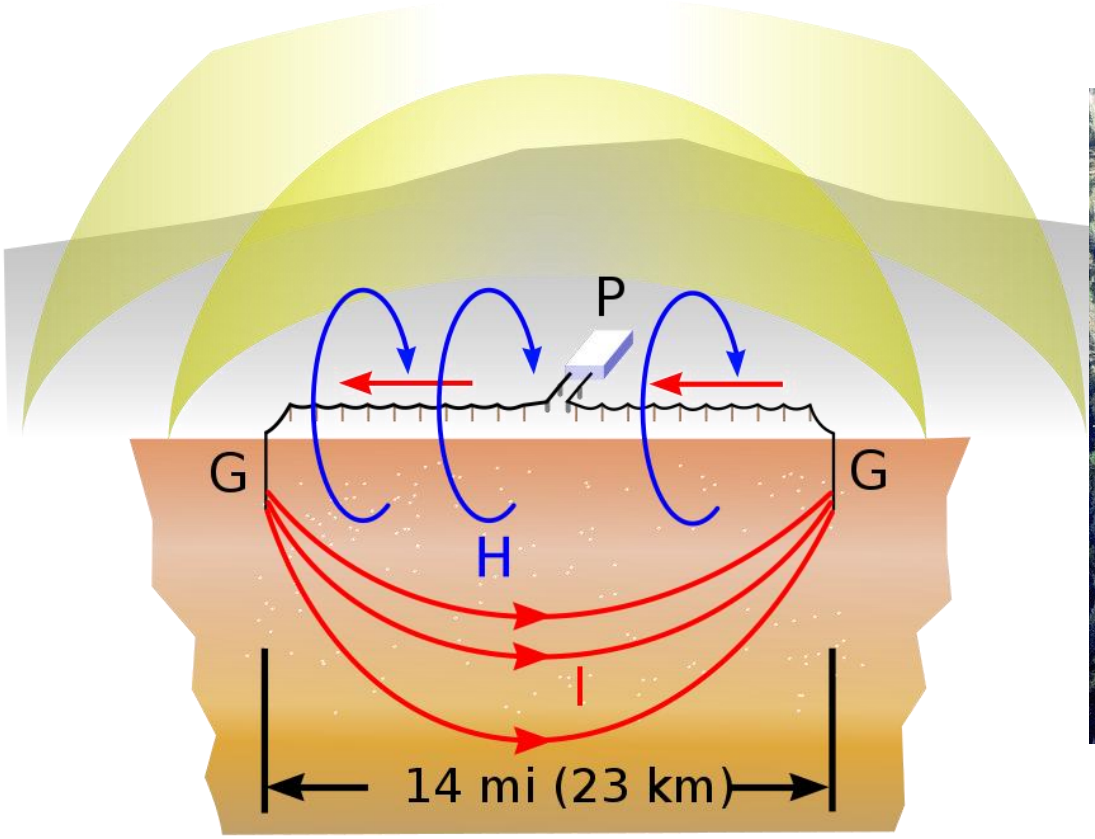

~ Microunde

- Lungimea electrica a unui circuit
  - l – lungimea fizica
  - E = β·l – lungimea electrica

$$E = \beta \cdot l = \frac{2\pi}{\lambda} \cdot l = 2\pi \cdot \left(\frac{l}{\lambda} \right)$$

$$E = \beta \cdot l = \frac{2\pi}{c_0} \cdot \left(l \cdot f \cdot \sqrt{\varepsilon_r} \right)$$

V, I variabile
~ inutile

- Dependenta
  - castigul antenei
  - imaginea unui obiect pe radar

Lungime electrica

- Comportarea (descrierea) unui circuit depinde de lungimea sa electrica la frecventele de interes
  - E≈0 → Kirchhoff
  - E>0 → propagare

$$E = \beta \cdot l = \frac{2\pi}{\lambda} \cdot l = 2\pi \cdot \left(\frac{l}{\lambda} \right)$$

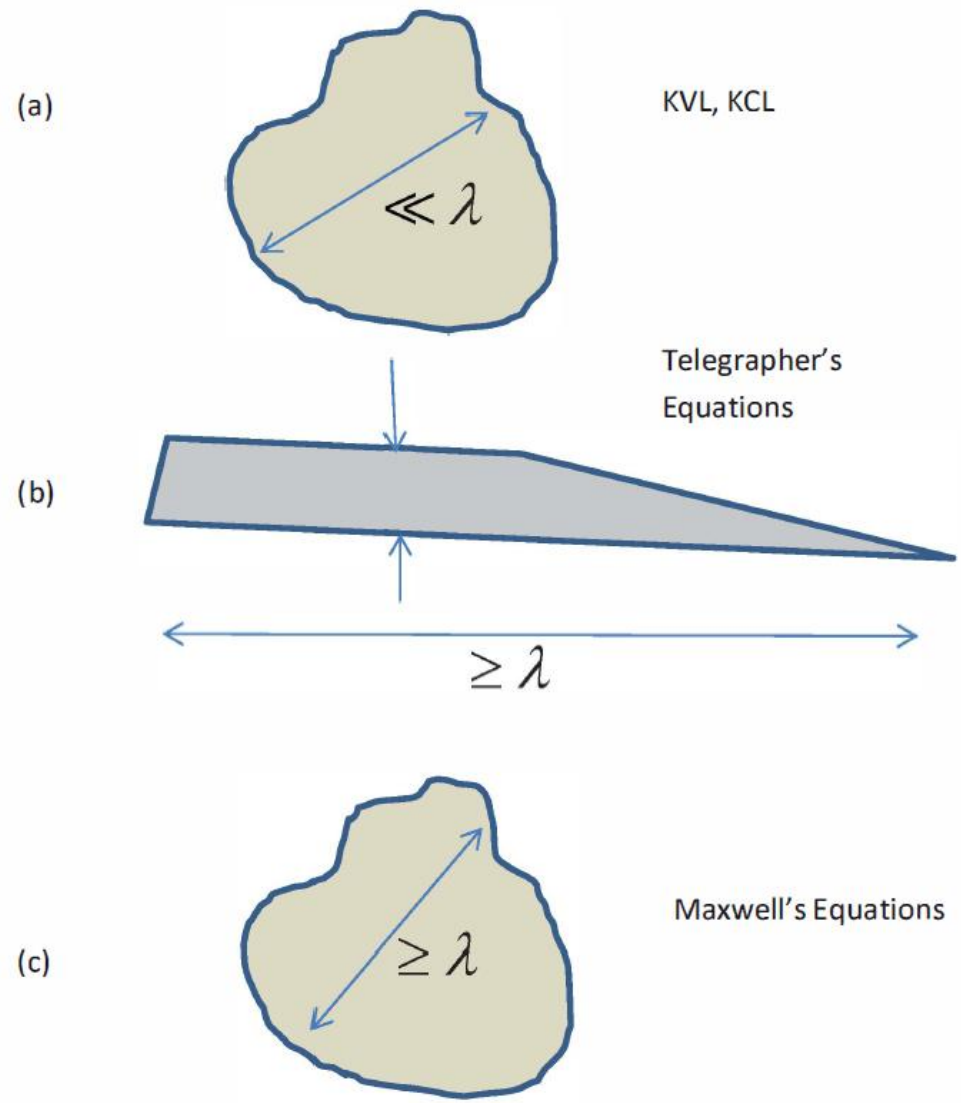

Ecuatiile lui Maxwell

$$\nabla \times E = -\frac{\partial B}{\partial t}$$

$$\nabla \times H = \frac{\partial D}{\partial t} + J$$

$$\nabla \cdot D = \rho$$

$$\nabla \cdot B = 0$$

$$\nabla \cdot J = -\frac{\partial \rho}{\partial t}$$

- Ecuatii constitutive

$$D = \varepsilon \cdot E$$

$$B = \mu \cdot H$$

$$J = \sigma \cdot E$$

- In vid

$$\mu_0 = 4\pi \times 10^{-7}\ H/m$$

$$\varepsilon_0 = 8{,}854 \times 10^{-12}\ F/m$$

$$c_0 = \frac{1}{\sqrt{\varepsilon_0 \cdot \mu_0}} = 2{,}99790 \cdot 10^8\ m/s$$

Modele matematice

- cazuri particulare in care exista rezolvare analitica
  - semnale cu variație armonică în timp, transformata Fourier, spectru

$$X = X_0 e^{j\cdot\omega\cdot t} \qquad \frac{\partial X}{\partial t} = j\cdot\omega\cdot X \qquad g(\omega) = \int_{-\infty}^{\infty} f(t)\cdot e^{-j\omega t}dt \qquad f(t) = \int_{-\infty}^{\infty} g(\omega)\cdot e^{j\omega t}d\omega$$

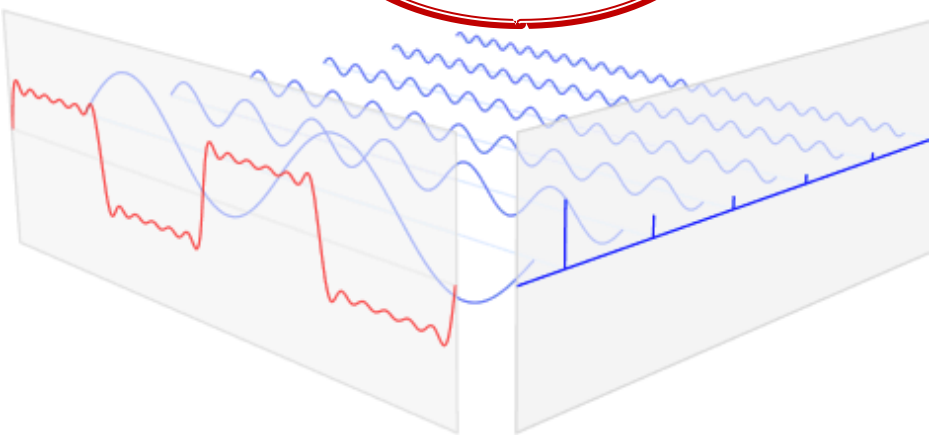

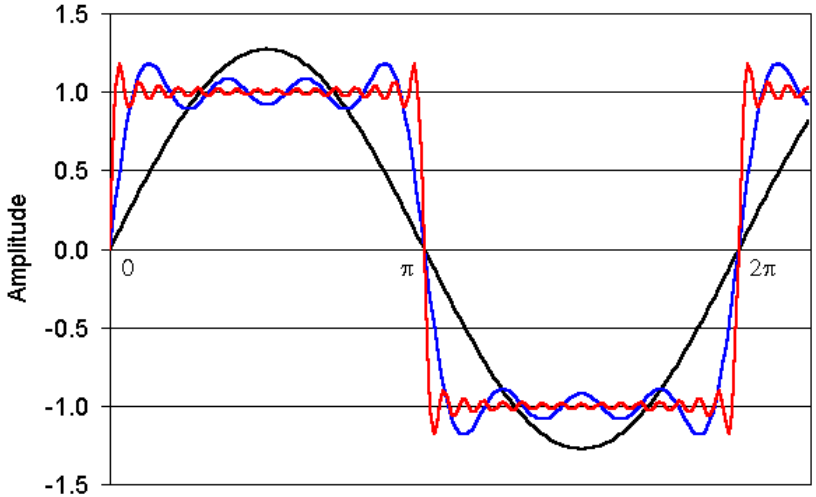

Modele matematice

$$g(\omega) = \int_{-\infty}^{\infty} f(t) \cdot e^{-j\omega t} dt$$

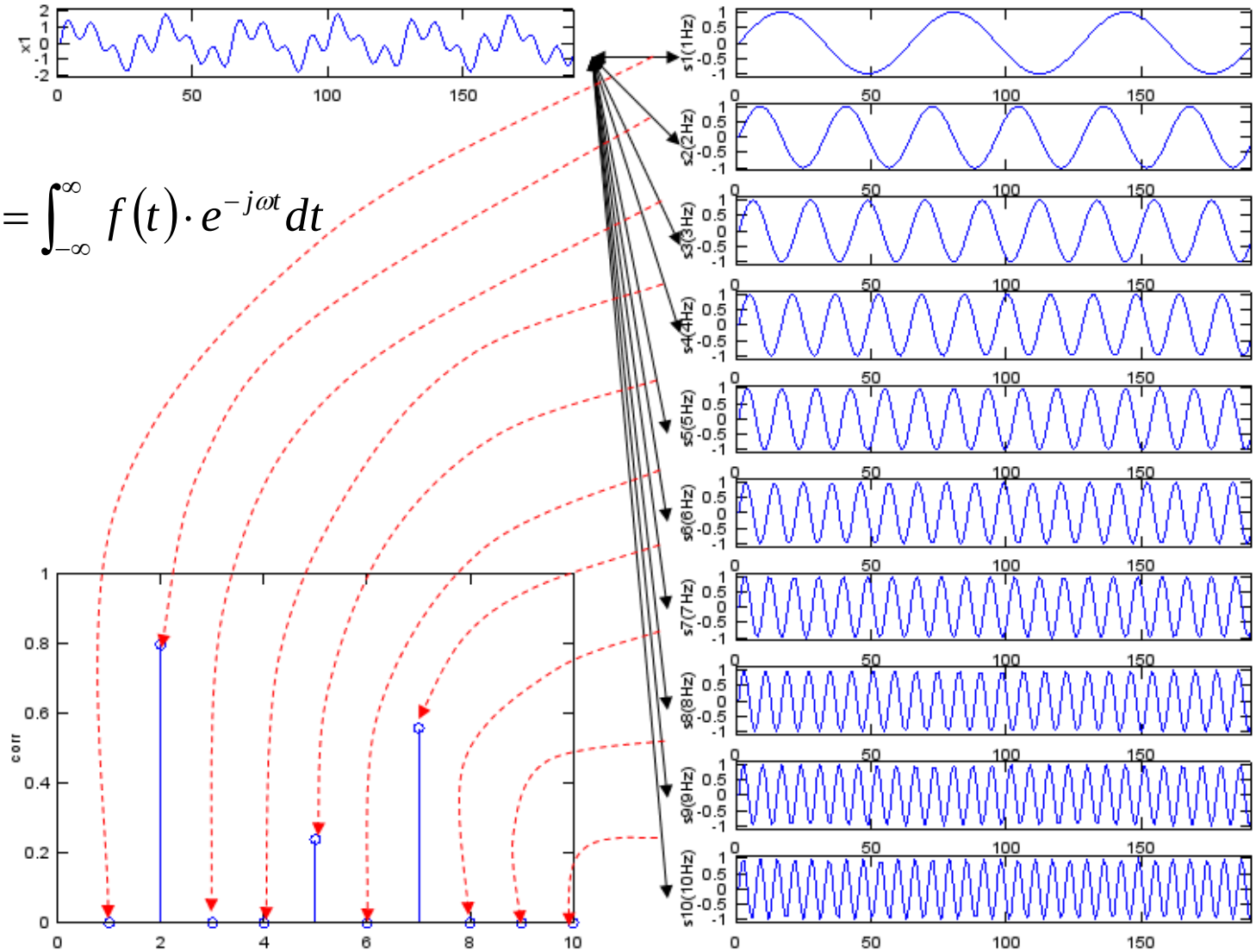

Modele matematice

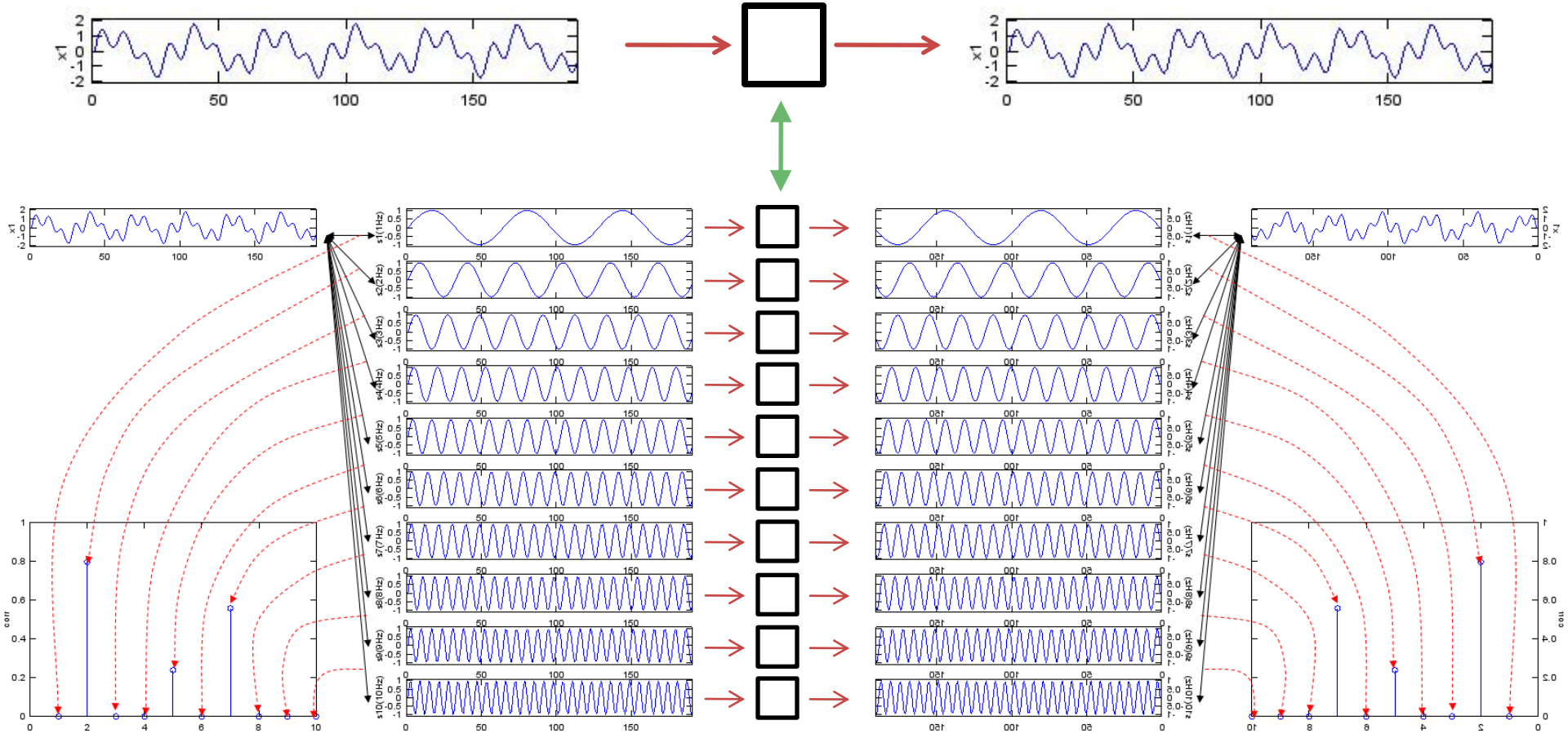

$$F(\omega)=\int_{-\infty}^{\infty} f(t)\cdot e^{-j\omega t}dt \qquad G(\omega)[F(\omega)] \qquad g(t)=\int_{-\infty}^{\infty} G(\omega)\cdot e^{j\omega t}d\omega$$

Câmpuri electromagnetice cu variație armonică în timp

$$X = X_0 e^{j\cdot\omega\cdot t} \qquad \frac{\partial X}{\partial t} = j\cdot\omega\cdot X$$

$$g(\omega) = \int_{-\infty}^{\infty} f(t)\cdot e^{-j\omega t}dt \qquad f(t) = \int_{-\infty}^{\infty} g(\omega)\cdot e^{j\omega t}d\omega$$

- Simplificarea ecuatiilor lui Maxwell

$$\nabla^2 E + \omega^2 \varepsilon\mu E = j\omega\mu J + \frac{1}{\varepsilon}\nabla\rho$$

$$\nabla^2 H + \omega^2 \varepsilon\mu H = -\nabla\times J$$

$$\nabla\cdot E = \frac{\rho}{\varepsilon}$$

$$\nabla\cdot H = 0$$

Ecuațiile de propagare

- Ecuațiile Helmoltz sau ecuațiile de propagare

Mediu lipsit de sarcini electrice

$$\nabla^2 E - \gamma^2 E = 0$$

$$\nabla^2 H - \gamma^2 H = 0$$

$$\gamma^2 = -\omega^2 \varepsilon\mu + j\omega\mu\sigma$$

γ – Constanta de propagare

Solutia ecuatiilor de propagare

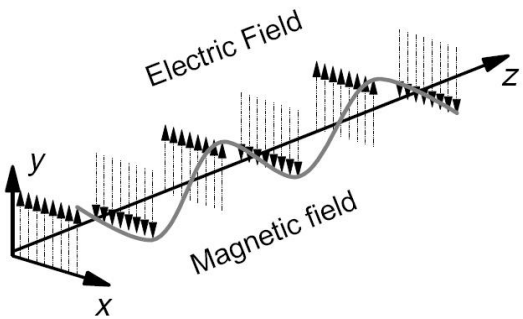

Propagare

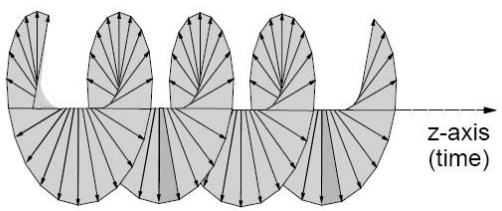

Polarizare circulara

Camp electric dupa directia Oy, ← prin alegerea judicioasa
propagare dupa directia Oz ← a sistemului de referinta

$$E_y = E_+ e^{-\gamma \cdot z} + E_- e^{\gamma \cdot z}$$

$$\gamma = \sqrt{-\omega^2 \varepsilon \mu + j\omega\mu\sigma} = \alpha + j \cdot \beta$$

Exista numai unda progresiva E_+=> A

$$E_y = A e^{-(\alpha + j \cdot \beta) \cdot z}$$

Camp armonic

$$E_y = A \cdot e^{-\alpha \cdot z} \cdot e^{j(\omega \cdot t - \beta \cdot z)}$$

Amplitudine

Atenuare

Propagare
(variatie in timp si spatiu)

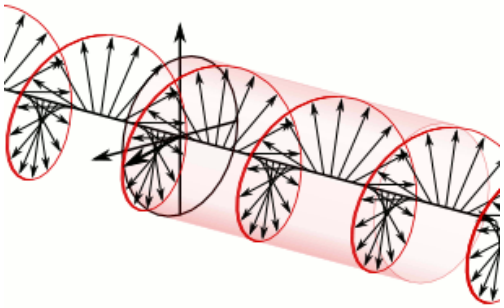

Atenuare

$$E_y(z_1) = Ct \cdot e^{-\alpha \cdot z_1} \cdot e^{j(\omega \cdot t - \beta \cdot z_1)} \qquad E_y(z_2) = Ct \cdot e^{-\alpha \cdot z_2} \cdot e^{j(\omega \cdot t - \beta \cdot z_2)}$$

$$W, P \sim \int E^2$$

$$A = \frac{P_2}{P_1} = \frac{Ct^2 \cdot e^{-2\alpha \cdot z_2}}{Ct^2 \cdot e^{-2\alpha \cdot z_1}} = e^{-2\alpha \cdot (z_2 - z_1)}$$

$$A[dB] = 10 \log_{10} \frac{P_2}{P_1} = 10 \log_{10} \left[e^{-2\alpha \cdot (z_2 - z_1)} \right]$$

$$A[dB] = -20 \cdot \alpha \cdot (z_2 - z_1) \log_{10} e = -8.686 \cdot \alpha \cdot (z_2 - z_1)$$

$$A / L[dB / km] = -8.686 \cdot \alpha < 0$$

- Atenuarea se exprima de obicei in **dB/km**
  - de obicei valori pozitive
  - semnul = **implicit**

Parametri de propagare

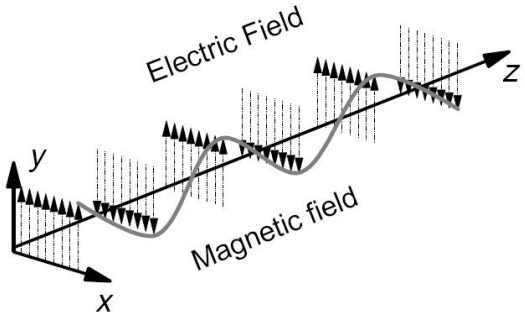

$$\nabla \times E = -j\omega\mu \cdot H$$

$$H_x = \frac{j\gamma \cdot E_y}{\omega\mu}$$

Mediu fara pierderi, σ = 0 $\qquad \gamma = j\omega \cdot \sqrt{\varepsilon\mu}$

$$\eta = \frac{E_y}{H_x} = \sqrt{\frac{\mu}{\varepsilon}}$$ Impedanta intrinseca a mediului

$$E_y = A \cdot e^{-\alpha \cdot z} \cdot e^{j(\omega \cdot t - \beta \cdot z)}$$ punctele de faza constanta: $(\omega \cdot t - \beta \cdot z) = \text{const}$

Viteza de faza $\qquad v = \frac{dz}{dt} = \frac{\omega}{\beta} = \frac{1}{\sqrt{\varepsilon\mu}}$

Viteza de grup $\qquad v_g = \frac{dz}{dt} = \frac{d\omega}{d\beta}$ $\qquad$ in medii dispersive unde β = β(ω)

Viteze de grup si faza

- Viteza de faza – viteza virtuala cu care circula punctul cu o anumita faza
- Viteza de grup – viteza cu care circula informatia (energia)

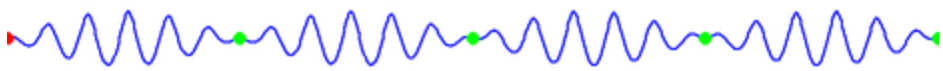

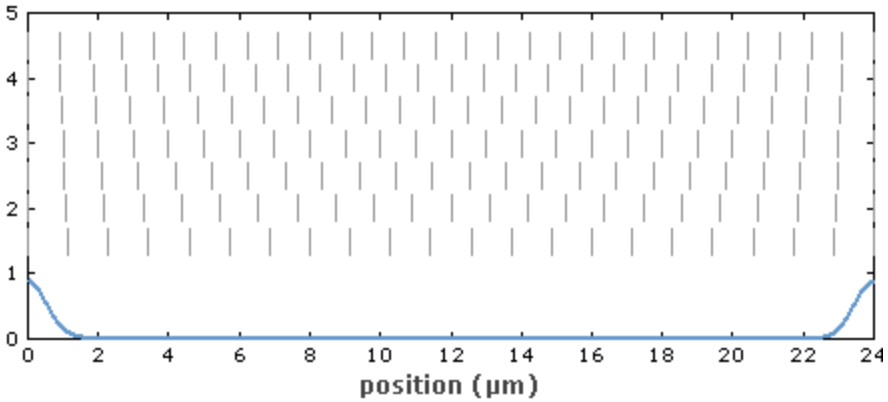

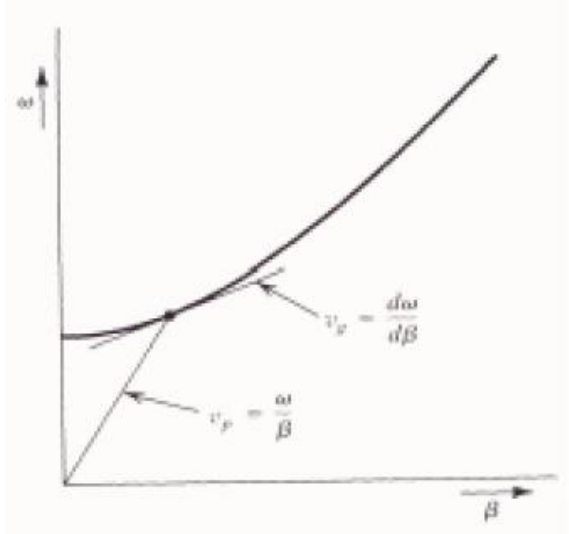

Parametri de propagare

- In vid

$$\eta_0 = \sqrt{\frac{\mu_0}{\varepsilon_0}} = 377\Omega \qquad v = v_g = c_0 \qquad c_0 = \frac{1}{\sqrt{\varepsilon_0 \cdot \mu_0}} = 2{,}99790 \cdot 10^8 \ m/s$$

$$\lambda_0 = \frac{2\pi}{\beta} = \frac{c_0}{f} \qquad T = \frac{2\pi}{\omega} = \frac{1}{f}$$

Periodicitate in spatiu — Periodicitate in timp

- In mediu nedispersiv ε_r

$$c = \frac{1}{\sqrt{\varepsilon \cdot \mu_0}} = \frac{1}{\sqrt{\varepsilon_0 \varepsilon_r \cdot \mu_0}} = \frac{c_0}{\sqrt{\varepsilon_r}}$$

$n = \sqrt{\varepsilon_r}$ Indice de refractie al mediului $\qquad c = \frac{c_0}{n}$

$$T = \frac{2\pi}{\omega} = \frac{1}{f} \qquad \lambda = \frac{2\pi}{\beta} = \frac{c}{f} \qquad \lambda = \frac{c_0}{\sqrt{\varepsilon_r} \cdot f} = \frac{\lambda_0}{\sqrt{\varepsilon_r}}$$

Contact

- Laboratorul de microunde si optoelectronica
- http://rf-opto.etti.tuiasi.ro
- rdamian@etti.tuiasi.ro